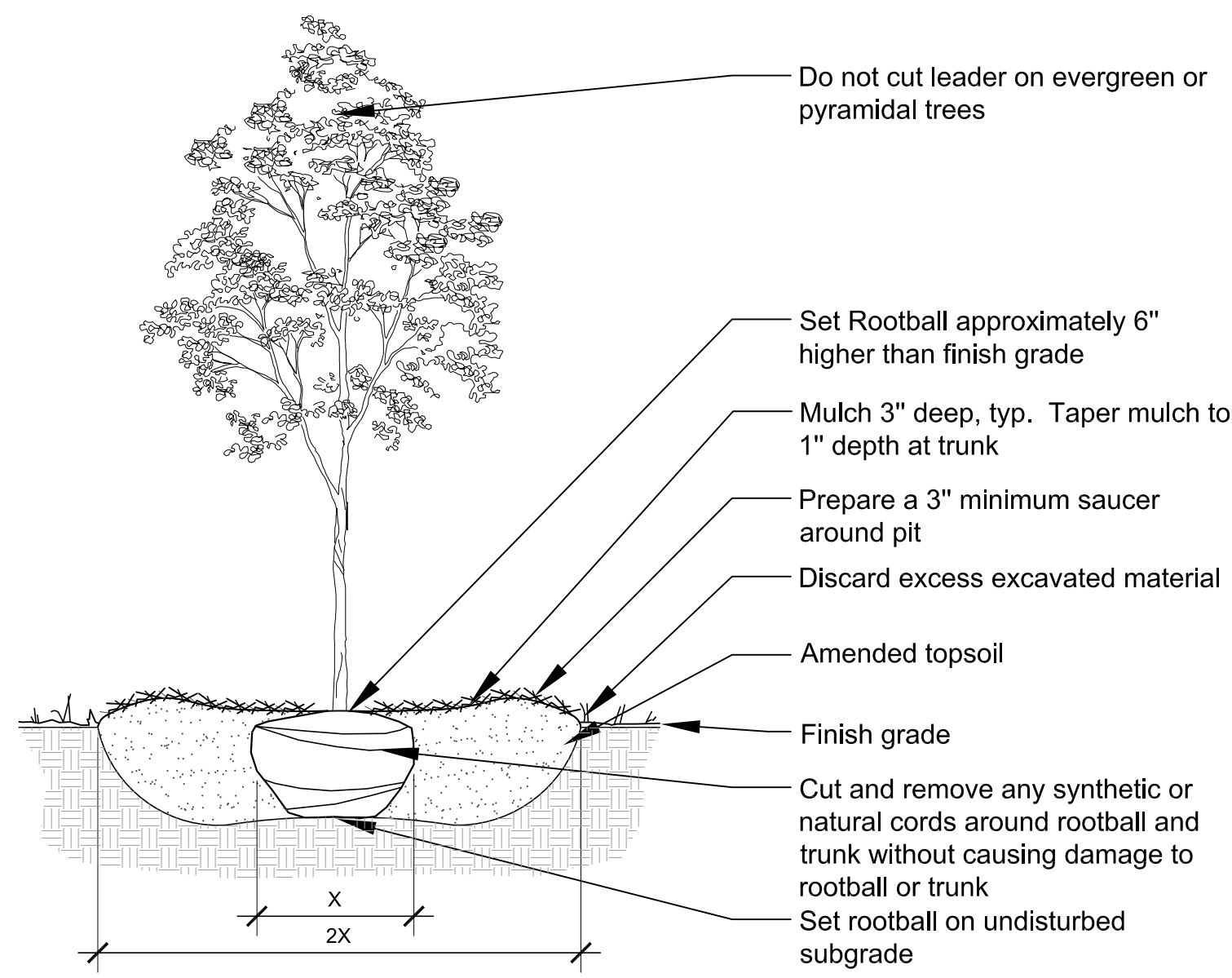


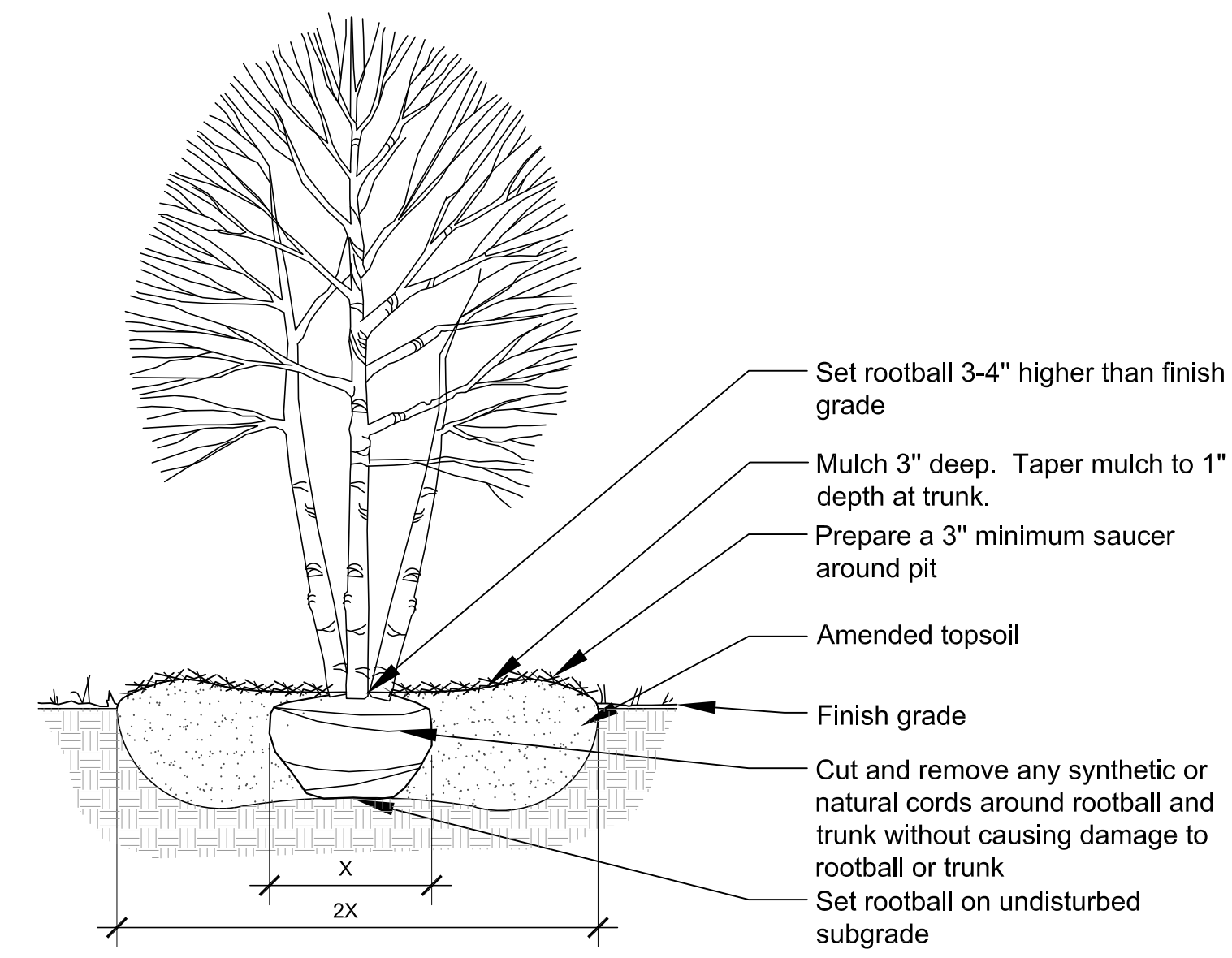
1 Planting Detail

Scale: 1/8" = 1'-0"



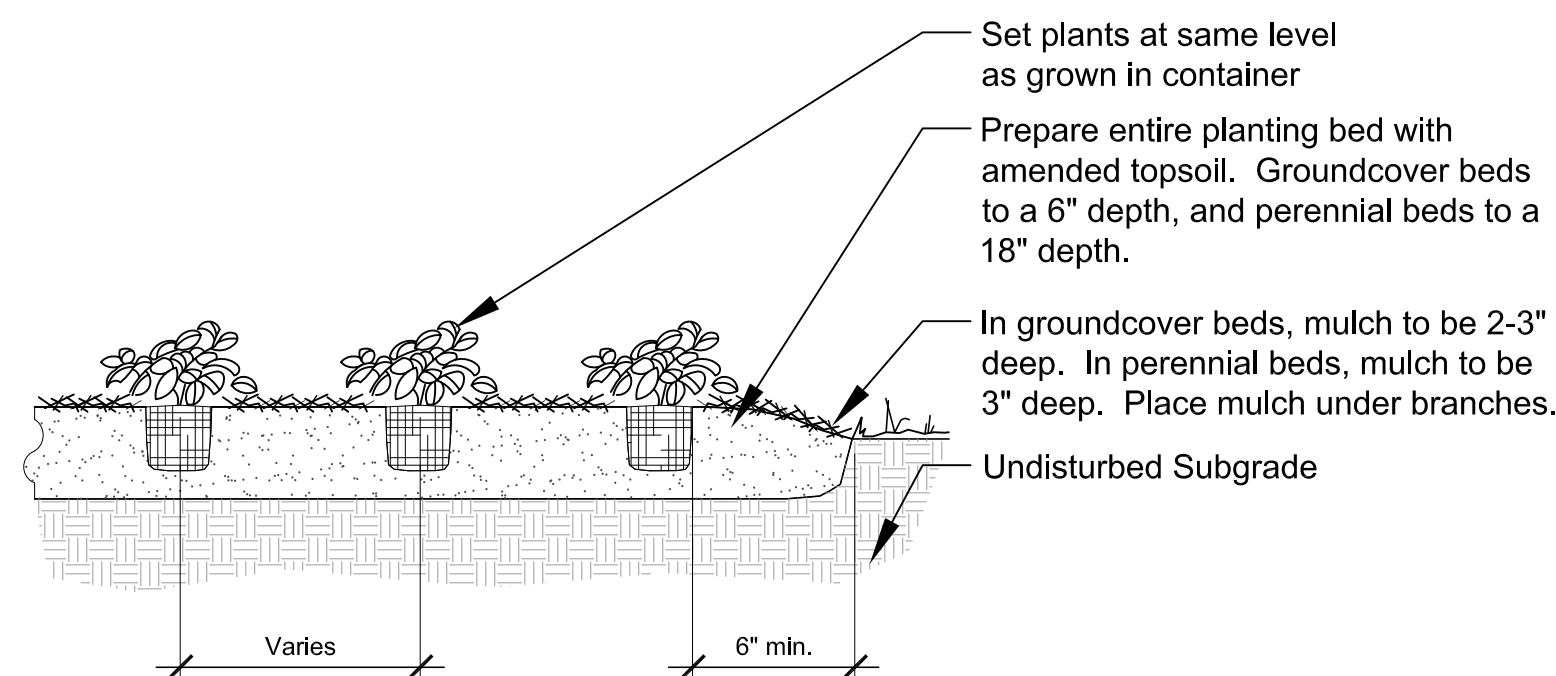
2 Shade Tree Planting

NTS



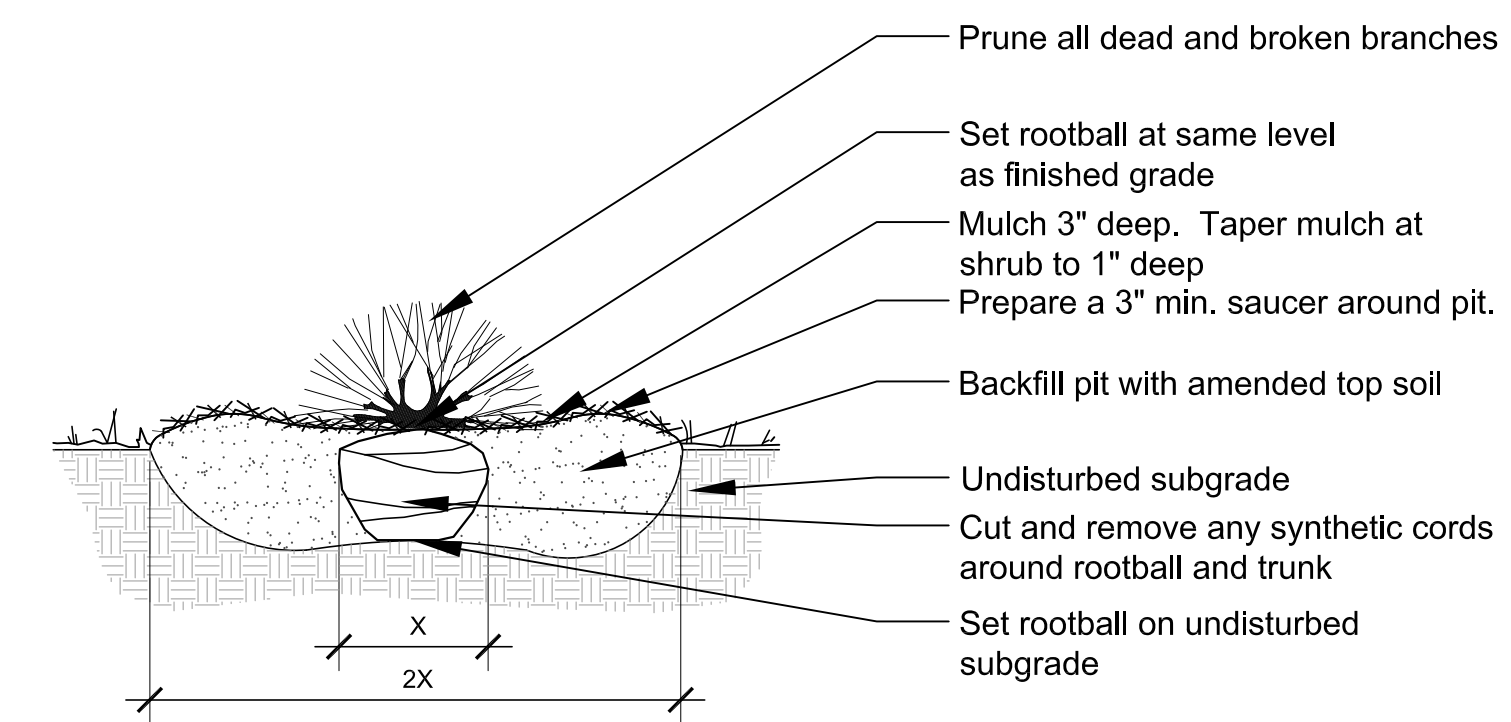
3 Ornamental Tree Planting

NTS



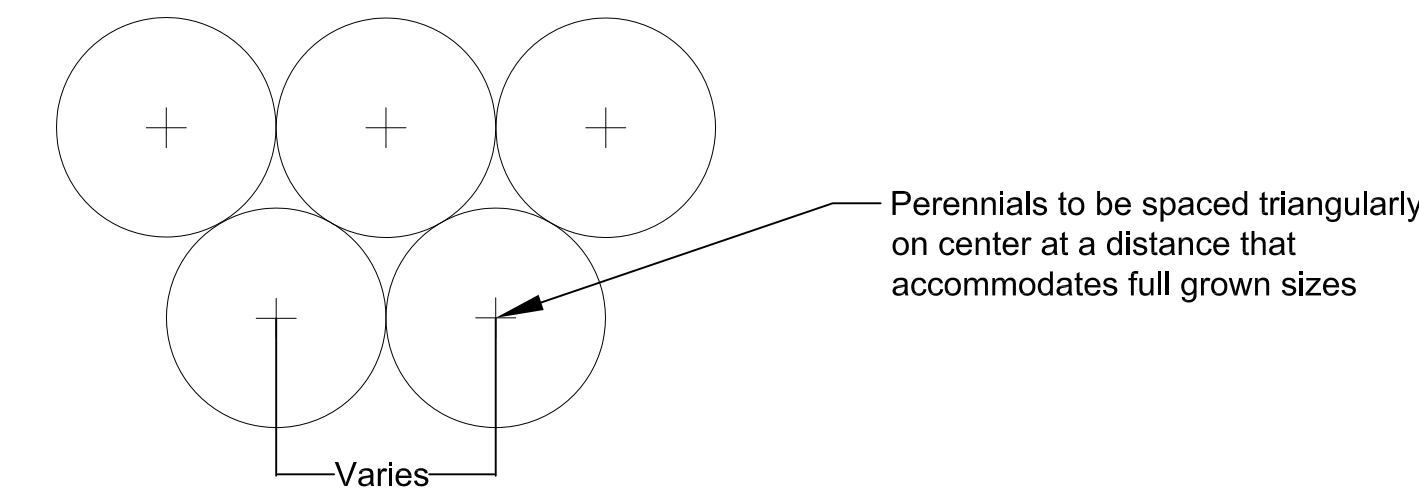
4 Perennial and Groundcover Planting

NTS



5 Shrub Planting

NTS



6 Perennial Spacing

NTS

Notes:

- All Perennials to use triangular spacing. See detail 6/L2.
- All Shrubs to use rectangular spacing as shown on planting plan
- Curved bed lines should be smooth as shown in planting plan. Jagged or segmented lines are not acceptable.
- Sod limit line is approximate. Sod to limits of grading and disturbance. Contractor responsible for sod restoration of any disruption outside of designated construction area.
- Tree mulch rings are 5' diameter, in lawn.
- Contractor responsible for erosion control in all seeded areas.
- Plants and other materials are quantified and summarized for the convenience of the Owner and jurisdictional agencies only. Confirm and install sufficient quantities to complete the work as drawn. No additional payments will be made for materials required to complete the work as drawn.
- The Contractor shall coordinate this work with other contractors performing work on the site.
- The Contractor shall verify all grades, dimensions, and existing conditions and report any discrepancies to the Landscape Architect.
- The Contractor shall locate and verify all existing and newly installed underground utilities prior to any lawn work or tree and shrub planting and shall immediately report and conflicts to the Landscape Architect.
- The Contractor shall supply all plant material in quantities sufficient to complete the planting shown on the drawing. Quantities in Plant Schedule are for reference only.
- No plant or cultivar substitutions will be acceptable without written approval of the Landscape Architect.
- Owner's Representative shall inspect plant material for acceptance prior to planting.
- Locations of new trees and shrubs shall be staked or set out by the Contractor and approved and faced by the Landscape Architect prior to planting.
- Refer to Planting details and Specifications for information relating to planting pit dimensions and extent and composition of backfill material.
- The trees shall bear the same relationship to tree pit finish grade as to the original grade prior to digging.
- The Contractor shall remove all plastic materials from around the root balls of the plants after positioning in the plant pits. Remove burlap, rope, and wire from around the trunks sufficiently so that no burlap, rope, or wire will be exposed after backfilling.
- Contractor shall exercise extreme care in working in areas of existing trees. Existing plants to remain and be protected, which are injured or destroyed during construction shall be replaced by Contractor with plants of equal size and species at no cost to the Owner.
- All areas that have been disturbed by planting activity shall be restored to a neat condition. Areas with bare soil shall be topsoiled and seeded as specified.
- The Contractor shall water trees and shrubs twice during the first 24 hours. Then water once a day for a two months as water is needed.

Plant Schedule:

M²

611 LORADO TAFT DR.
CHAMPAIGN, IL 61820

P: 217-333-0176
F: 217-244-4568

PREPARED FOR
EAGLE'S NEST

E. ST. LOUIS, IL

PROJECT
**EAGLE'S
NEST
HOMELESS
SHELTER**

E. ST. LOUIS, IL

PROJECT NUMBER
01-0743-001-01-06

CONSULTANTS

ISSUED
July 30, 2008

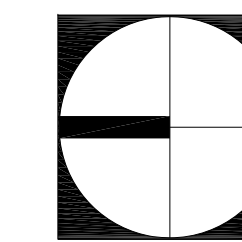
REVISIONS
No. Date Issue

DRAWN BY
M. FRIGY / M. NEPERMANN
CHECKED BY
FULTON / URBAN

SHEET TITLE
**PLANTING
PLAN**

SCALE IN FEET
as noted

NORTH



SHEET NUMBER

L2 of 2